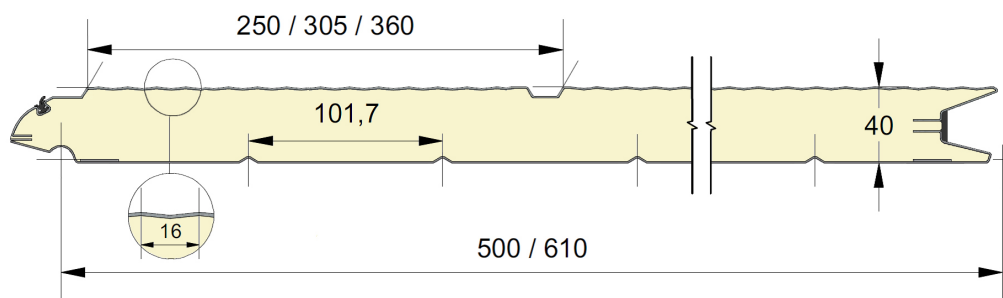
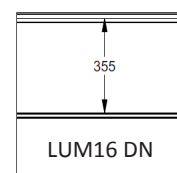
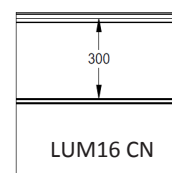
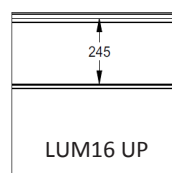
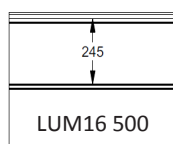


Panneau anti-pince-doigts à face extérieure pourvue d'une gorge horizontale et micro-nervurée 16mm.
 Disponible en hauteurs 500 et 610mm, gorge centrée, up ou down.
 Face intérieure lignée, embossée Stucco, RAL 9010.

PANNEAU LUM16



REFERENCE	HAUTEUR	EMBOSSAGE
1651	500	Lisse
1652	610 CN	Lisse
1653	610 UP	Lisse
1654	610 DN	Lisse



COULEURS

	9016 P	7016 P	7016 M	9006
500	●	●	○	○
610	●	●	○	○

● = Standard ○ = Option (min. 100 m²)

EMBOSSAGES



EPCO

YOUR NEEDS. OUR PANELS.